


Classroom Management...

With Music



A SeaNotes  Series...

Deborah Morse Scala
Cheryl Terhune Cronk

Published by

Foxglove Music Press, LLC
PO Box 167
Mt. Tabor, NJ 07878
973-625-4340
www.foxglovemusicpress.com

Book and CD set

Copyright © 2002 Deborah Morse Scala and Cheryl Terhune Cronk

All rights reserved. No part of this book or accompanying CD or cassette may be photocopied, duplicated, electronically transmitted or stored or by any means reproduced without the written consent of the authors.

Activities by Deborah Morse Scala

Illustrations and song lyrics by Deborah Morse Scala

Music written and arranged by Cheryl Terhune Cronk

CD production by Cheryl Terhune Cronk

Guest voices: Jarrett Cronk and SeaNote Otter

Cover Art Copyright © 2002 Dolores Terhune

First Edition

Foxglove Music Press






Table of Contents


Song Title

Song & Track Number

Happy Day Um Pa Pa	1
My School Is Cool!	2
We Make A Line	3
Magic Carpet	4
Just a Crayon	5
The Rest Time Rag	6
Learning Center Stroll	7
Oopsie	8
Adotta Glue	9
Clean Up, Clean Up!	10
The Homework Blues	11
Goodbye	12



SeaNote Otter



Magic Carpet

A song for kids to listen by

Mystical



Come to the mag - ic car - pet qui - et as a
To in - tro - duce the sto - ry it's what I'm here to



mouse It's a place that's filled with won - der as I
do. So it real - ly makes me hap - py to -




read a book out loud. Auth - or and ill - us - tra - tor
in - tro - duce to you: Come to the mag - ic car - pet. Be




(Spoken: "The title of
this book is _____")



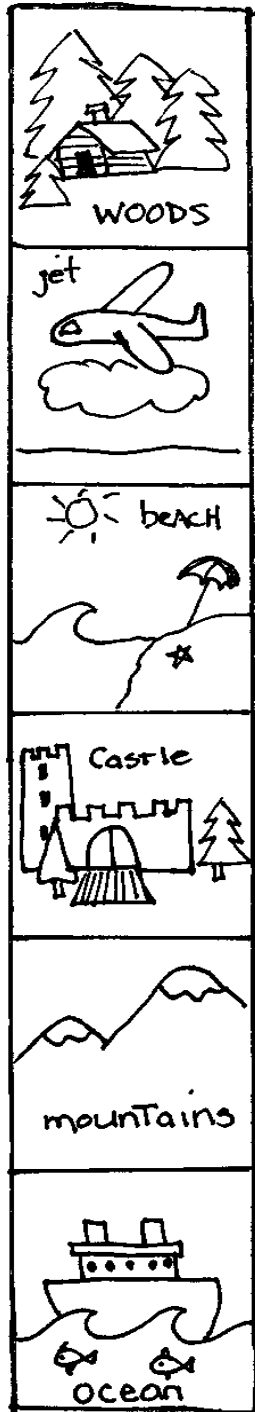
fact or fan - ta - sy? As I turn the pa - ges what
com - fy and sit right down. Time to get things start - ed come




won - der you'll see! lis - ten on the mag - ic car - pet now!



STORY SETTING SKYWAY





Select books from your classroom library that take place in various settings (farm, school, other countries, jungle, city, village). Tell the children that they are going to take their first magic carpet ride along Story Setting Skyway. Explain that they will have the opportunity to look through two library books to discover where each story takes place.



Have each child choose a picture and draw the scenery on 12" X 18" white construction paper. When the pictures are completed, have the children explain the venue they have chosen and write the name of the place on each picture. Overlap each end of the white paper by one inch and glue the overlap so that there is a continuous landscape of pictures. Allow the pictures to dry overnight.

The following day, lay out the landscape strips on the floor of the classroom. Hand out the projects from the previous page and sing the *Magic Carpet* song as the children fly their carpets over the tapestry of destinations. Allow the young explorers time for a lengthy adventure of discovery.







Oopsie

A song for kids to Oops! by

Brightly

Musical score for the song "Oopsie". The score is written on a grand staff with treble clef and common time (C). It includes lyrics and guitar chords. The lyrics are: "Oh No! I made an Oopsie! I did-n't mean to! What do I do? I made an Oopsie! A whoop-sie! Oopsie! I did-n't mean to! What do I do? I'm not dis-My Grand-pa I keep on cour-aged says and try-ing not I know you e-ven he's know it's sad. right true I did by that Learn my your mis-tice makes best takes per- now dear perfect so you'll be I al-ways that is what am hap-py. right. I'll do!"



Whoopsie, here comes another oopsie... YUM!




OOPSIE EATER AND THE GRINNING GARBAGE PAILS

Create a risk free classroom by making it known to your students that genuine mistakes pave the way to a solid education. Mistakes are the stepping stones of true learning. Each mistake brings the learner closer to ultimate mastery.

When you hear a pupil say “I made an oopsie”, sing the refrain of the song. The children will pick up on this catchy tune quickly and will soon be singing along. As each part of the song is learned, add another verse until the entire song is memorized. Of course, each time a mistake is made, you will not have time to sing the whole song - so just pick up where you left off. “Oh, no! I made an oopsie. I didn’t mean to! What do I do?”

Give oopsies a humorous spin by painting classroom trash cans to look like whimsical oopsie eaters. The trash cans, used in conjunction with the catchy tune, will produce a stress free learning zone.



Wait 'til you use this book and CD !

You will discover -

- ...how easy it is to use classroom management projects and tips
- ...songs that facilitate transition from one activity to another
- ...how the book encourages a risk free learning environment

Hear what others say -

- Having a very active class this year, I was looking for a means of quieting them down yet remaining on task. Your activity book and CD provided me with just the right tool. The music was child friendly and appropriate The onus of learning was placed upon the student, leaving the teacher's reminders (nagging) out of the picture. ... I am hooked on your project *Classroom Management...With Music* for it was a huge success.
P.L., Kindergarten, Parsippany-Troy Hills School District, NJ
- *Adotta Glue* is my favorite! We use it every time we get the glue out. Whenever we used the CD/book, the kids stopped- were quiet- and couldn't wait to see what we were going to do next.
P.F., Special Ed, K, 1, 2, Parsippany-Troy Hills School District, NJ
- The absolute favorite was *Adotta Glue*. The instant we started an art project the class would say "Can we sing the gush gush song?" Our second favorite was *Clean Up, Clean Up*. It was amazing how quickly they responded to the opening bars. The room was spotless in record time and the song seemed to be just the right length to get the job done. ... The tunes are memorable, the words easy to learn and the songs make transition times a pleasure. ... With 28 years of teaching experience I appreciate having something new to add to my bag of tricks.
J.F., Grade 1, Hopatcong School District, NJ
- The collection serves as a programmatic device to mark the beginning or end of a lesson or activity very effectively.
D.L., Kindergarten, Morris Plains School District, NJ

Your classroom will never be the same !

All Aboard !



Foxglove Music Press, LLC
PO Box 167
Mt. Tabor, NJ 07878

USA \$29.95